



Safety sensor 166

For large guard doors and flap monitors, e.g., in packaging machines, we recommend the 166 series safety sensors. They offer maximum flexibility and adaptability to the application due to, among other things, the flexibility in positioning the cable outlet.

Technical specifications

- Connection type: cable outlet (available in 3 positions)
- can be used in 3 directions
- Dual mounting options enables the door hinge to be mounted on the right or left (no extra variant necessary)
- Matching actuator with magnet system 30426613 that can be rotated according to the application

Technical drawing

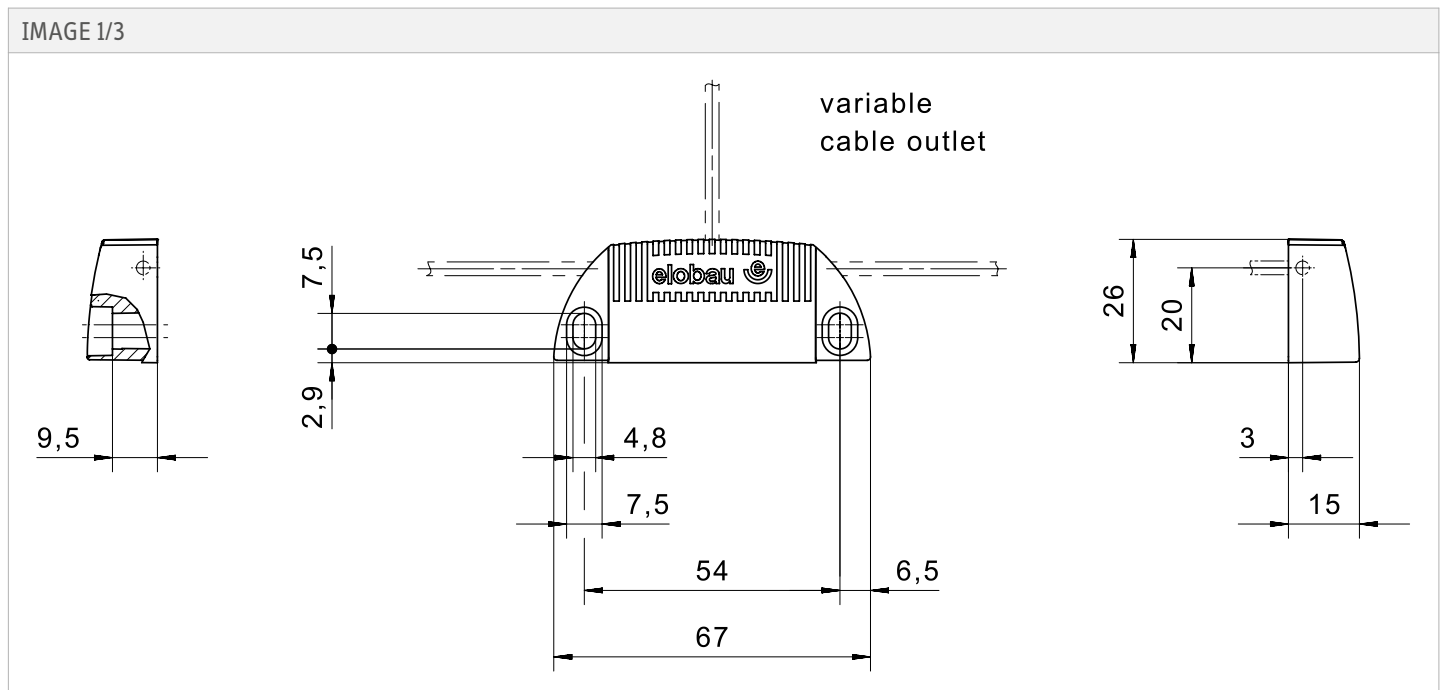


IMAGE 2/3

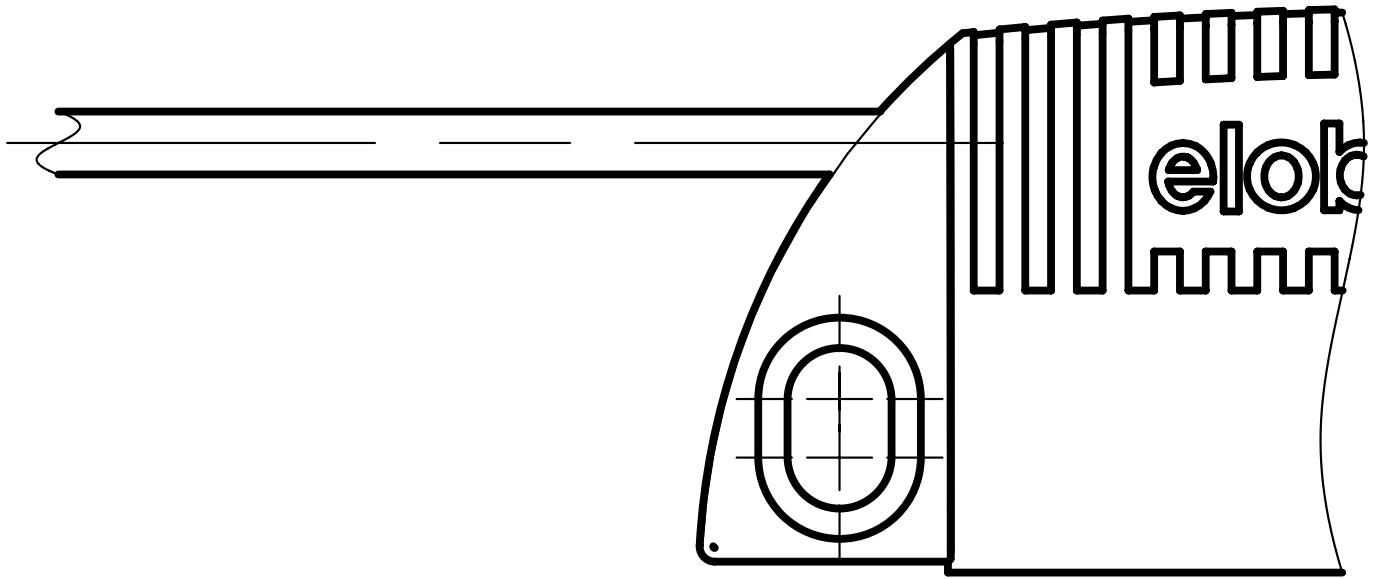
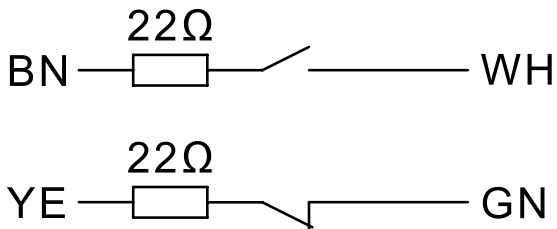
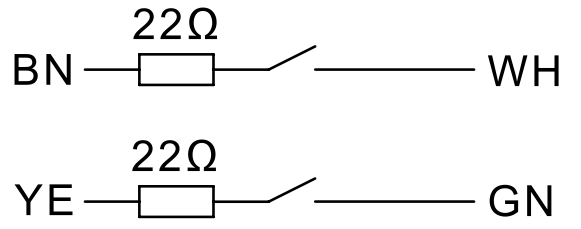


IMAGE 3/3

166270

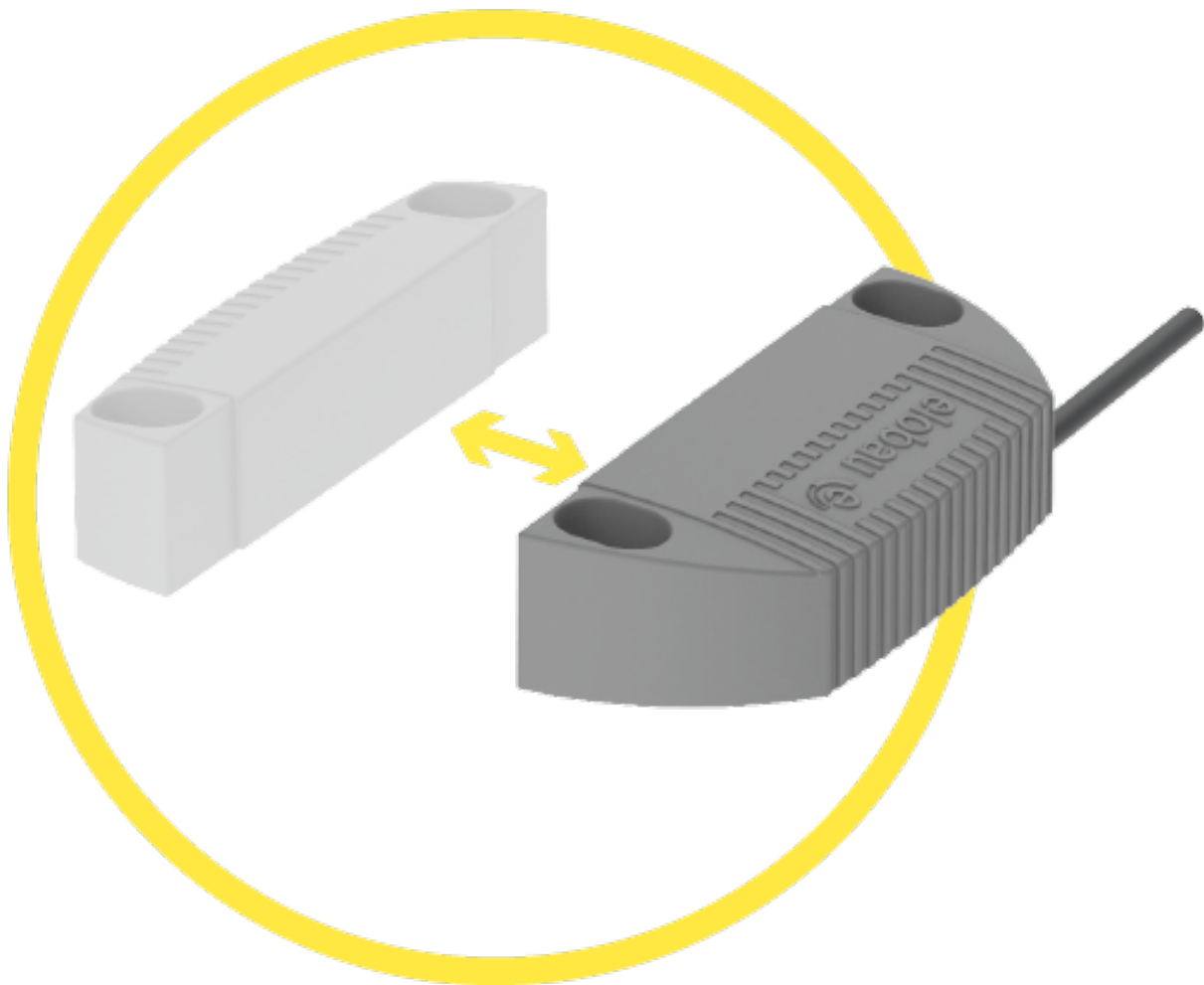


166V62



Product options

IMAGE 1/3



**Suitable for front actuation. Operating distance (Sao)
8 mm. Assured switch-off distance (Sar) 14 mm.**

IMAGE 2/3

ORDERING KEY

	166V62	166270
Cubic plastic housing	x	x
Connection cable 1m 1	x	x
N.O./N.O. contacts	x	-
N.O./N.C. contacts	-	x
Coded	x	x
Uncoded	-	-

IMAGE 3/3

MATCHING ACTUATORS

Actuators	Actuation direction	166V62			166270			
		S _{0_min}	S _{ao}	S _{ar}	S _{0_min}	S _{ao}	S _{ar}	
304 266 13	Front	0.5	8	14	0.5	8	16	
304 266 13	Front 90°	0.5	8	14	0.5	8	16	

S_{0_min} = minimum switching distance (mm), S_{ao} = operating distance (mm), S_{ar} = assured switch-off distance (mm)