



Double Push Button 145MD

With Superseal connector, 3-pole.

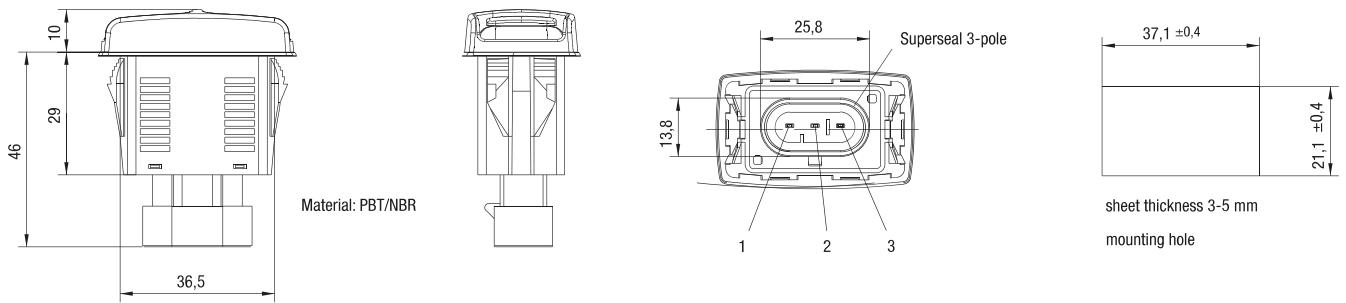
Double push button switch 145MD is equipped with snap-in mountings for fast installation. elobau's double push button switches are designed for applications in which only low currents flow, and therefore a mechanical switch cannot be used. Double push button switch 145MD is ideal for control panels and armrests in agricultural and construction machinery. The switching element, which is completely separated from the mechanics, resists dust, dirt and moisture, thanks to its IP67 protection class.

Technical specifications

- Long service life thanks to the magnetic actuation principle with reed contacts
- Various symbols available
- Wear-free reed contacts for low switching currents
- 3mm button stroke
- IP67 protection class for harsh environmental conditions
- Fast and simple installation by means of snap-in mountings
- Connection with 3-pole Superseal connection; robust and sealed

Technical drawing

IMAGE 1/2



Please specify symbol and colour, when ordering

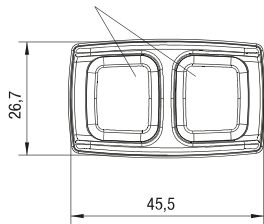
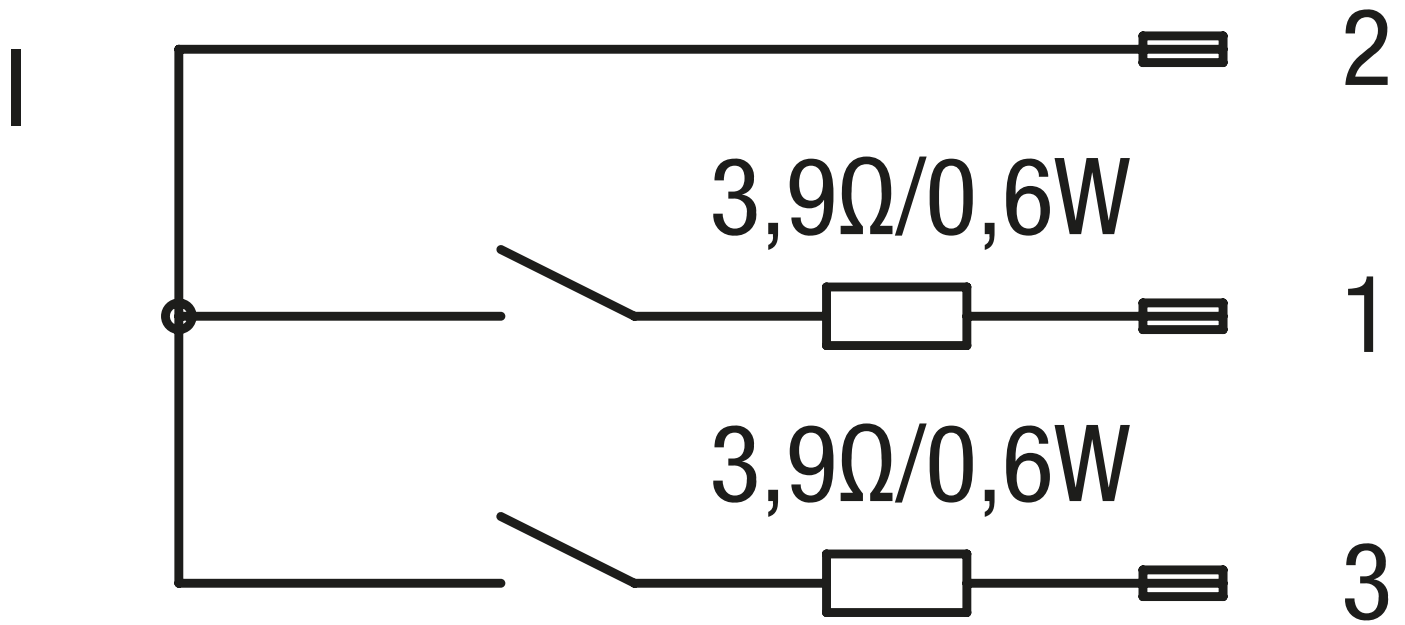


IMAGE 2/2



Article characteristics

Attribute	145MD40A...
Max. switching voltage	36 V DC
Max. switching current	0.45 A
Max. switching power	10 W
Max. switching power	10 VA
Contact form	NO
Protection class, electronic	IP6K9K ISO 20653
Operating temperature min.	-40 °C
Max. operating temperature	85 °C
Min. storage temperature	-40 °C
Max. storage temperature	85 °C
Installation	from above
Mounting type	inserted/latched
Connector type	AMP-Super-Seal 3-polig